

Precharged logic

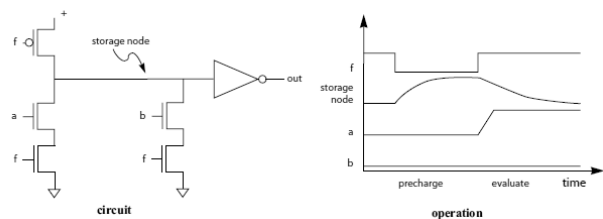
Dynamic Logic Gate

- Precharged logic uses stored charge to help evaluation.
- Precharge node, selectively discharge it.
- Take advantage of higher speed of n-types.
- Requires multiple phases for evaluation.

Domino logic

- Uses precharge clock to compute output in two phases:
 - precharge;
 - evaluate.
- Is not a complete logic family—cannot invert.

Domino gate structure



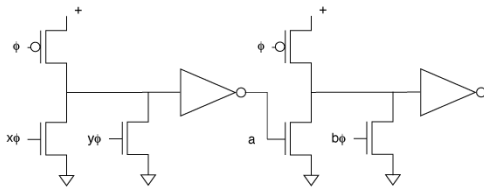
Domino phases

- Controlled by clock ϕ .
- Precharge: p-type pullup precharges the storage node; inverter ensures that output goes low.
- Evaluate: storage node may be pulled down, so output goes up.

Monotonicity

- Domino gates inputs must be increasing monotonically

- 0 → 0
- 0 → 1
- 1 → 1
- But not 1 → 0



Modern VLSI Design 4e: Chapter 3

Copyright © 2008 Wayne Wolf

Domino buffer

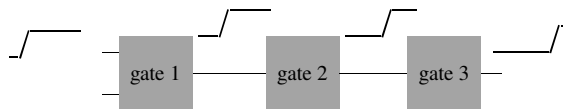
- Output inverter is needed for two reasons:
 - make sure that outputs start low, go high so that domino output can be connected to another domino gate;
 - protects storage node from outside influence.

Modern VLSI Design 4e: Chapter 3

Copyright © 2008 Wayne Wolf

Domino effect

Gate outputs fall in sequence:

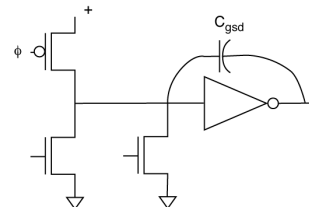


Modern VLSI Design 4e: Chapter 3

Copyright © 2008 Wayne Wolf

Output buffer

- Inverting buffer isolates storage node. Storage node and inverter have correlated values.



Modern VLSI Design 4e: Chapter 3

Copyright © 2008 Wayne Wolf

Using domino logic

- Can rewrite logic expression using De Morgan's Laws:
 - $(a + b)' = a'b'$
 - $(ab)' = a' + b'$
- Add inverters to network inputs/outputs as required.

Domino and stored charge

- Charge can be stored in source/drain connections between pulldowns.
- Stored charge can be sufficient to affect precharge node.

